



PH Easy Steps

Easy Steps to Help You Get Started.

Amway

Table of Contents

Easy Steps to Register as ABO.....	3	Easy Steps to Convert to AES.....	22
Easy Steps to Register as AES.....	6	Easy Steps Manage My Account.....	24
Easy Steps to Register as an MA.....	9	Easy Steps to Update Contact Details.....	27
Easy Steps to Log In The First Time	12	Easy Steps to Payment Management.....	29
Easy Steps to Seamlessly Checkout.....	14	Easy Steps to Send Invite Link (ABO).....	34
Easy Steps to Renew Membership (ABO).....	18	Easy Steps to Claim Coupons.....	36
Easy Steps to Convert to ABO.....	20		

EASY STEPS TO

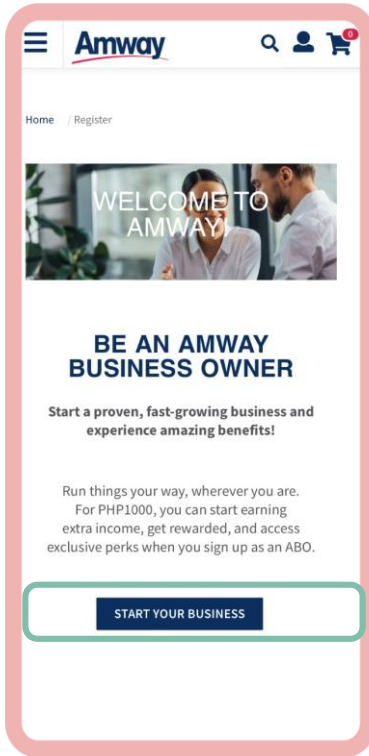
Register as an ABO

Amway



Register as an ABO

1



Amway

Home / Register

WELCOME TO AMWAY

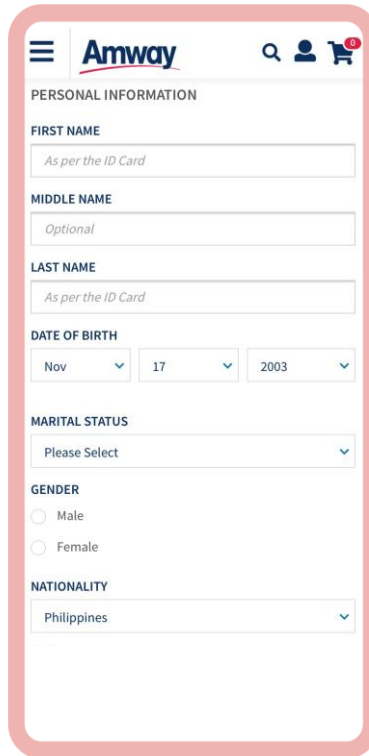
BE AN AMWAY BUSINESS OWNER

Start a proven, fast-growing business and experience amazing benefits!

Run things your way, wherever you are. For PHP1000, you can start earning extra income, get rewarded, and access exclusive perks when you sign up as an ABO.

START YOUR BUSINESS

2



Amway

PERSONAL INFORMATION

FIRST NAME
As per the ID Card

MIDDLE NAME
Optional

LAST NAME
As per the ID Card

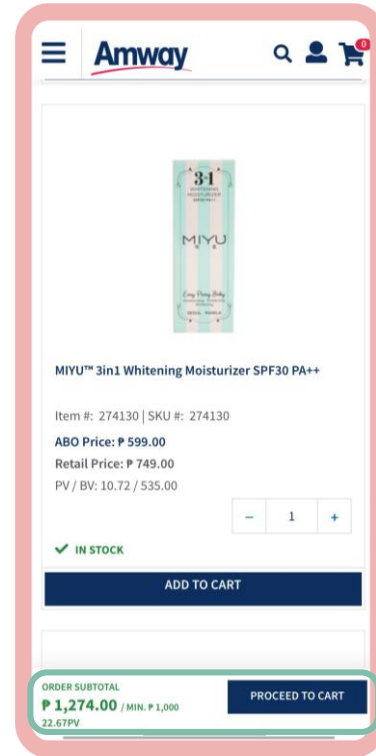
DATE OF BIRTH
Nov 17 2003

MARITAL STATUS
Please Select

GENDER
 Male
 Female

NATIONALITY
Philippines

3



Amway

MIYU™ 3in1 Whitening Moisturizer SPF30 PA++

Item #: 274130 | SKU #: 274130

ABO Price: ₱ 599.00
Retail Price: ₱ 749.00
PV / BV: 10.72 / 535.00

IN STOCK

ADD TO CART

ORDER SUBTOTAL
₱ 1,274.00 / MIN. ₱ 1,000
22.67PV

PROCEED TO CART

Register as an ABO

4

The screenshot shows the Amway mobile app's payment screen. At the top, there is a navigation bar with the Amway logo, a search icon, a user profile icon, and a shopping cart icon with a red notification badge. Below the navigation bar, there are three blue checkmarks in circles, followed by a 'PAYMENT' tab. The main content area is divided into two sections: 'CREDIT/DEBIT CARDS' and 'OTHERS'. Under 'CREDIT/DEBIT CARDS', there are radio buttons for 'VISA' and 'MasterCard'. Below this, there are input fields for 'CARD NUMBER' and 'EXPIRATION DATE' (MM / YY). There is also a checkbox for 'SAVE CARD FOR FUTURE TRANSACTIONS'. Under 'OTHERS', there are radio buttons for 'GCash', 'BancNet', and 'CASH ON DELIVERY'. The 'CASH ON DELIVERY' option is selected. At the bottom, there is a summary bar showing 'TOTAL' and 'P 1274.00', and a blue button labeled 'CONFIRM PAYMENT'.

5

The screenshot shows the Amway mobile app's registration confirmation screen. At the top, there is a navigation bar with the Amway logo, a search icon, a user profile icon, and a shopping cart icon with a red notification badge. Below the navigation bar, there is a 'Home' link and a 'Registration Confirmation' title. The main content area features a 'REGISTRATION' heading with a 'Print' icon, followed by a green message: 'YOU HAVE SUCCESSFULLY SIGNED UP!'. Below this, there is a 'Thank you for registering!' message. The user's details are listed: 'ABO NAME: Jameson Smith' and 'ABO NUMBER: 7010602044'. A 'Next Step' section explains that AMWAY ID is a single sign-on. A blue button labeled 'CREATE AMWAYID' is highlighted with a green border. Below this, there is a 'PURCHASE & PAYMENT' section with details: 'PURCHASED: BYOK', 'PAYMENT METHOD: Cash On Delivery', and 'DELIVERY ADDRESS: Makati, MAKATI CITY, Metro Manila, MAKATI CPO INC. 1200, Philippines'.

6

The screenshot shows the Amway mobile app's 'Create your Amway ID' screen. At the top, there is a navigation bar with the Amway logo, a search icon, a user profile icon, and a shopping cart icon with a red notification badge. Below the navigation bar, there is a 'Create your Amway ID' heading. The main content area has two radio buttons: 'Email Address' and 'Mobile Number'. At the bottom, there is a large black button with a white border labeled 'CONTINUE'.

EASY STEPS TO

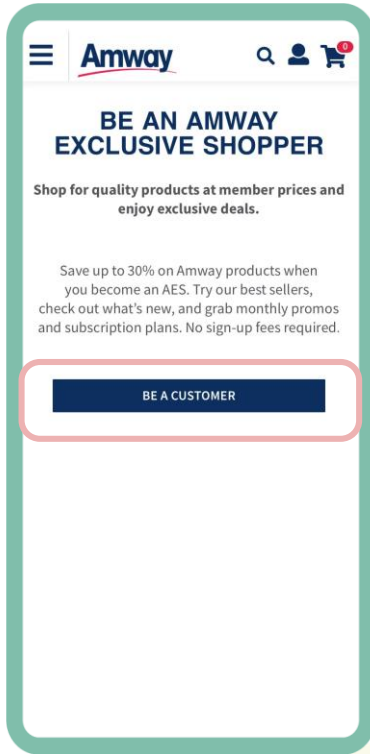
Register as an AE Shopper

Amway

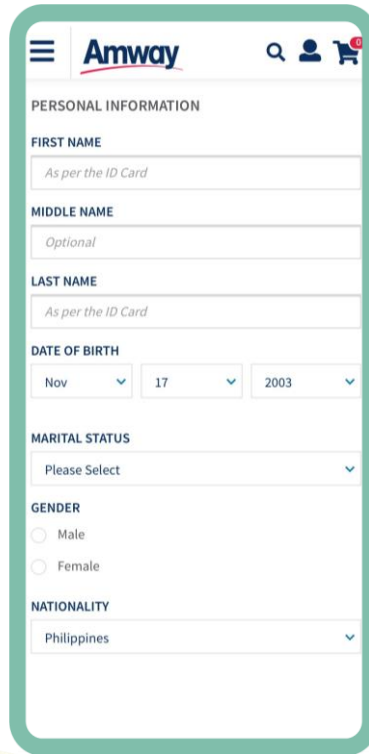


Register as an AE Shopper

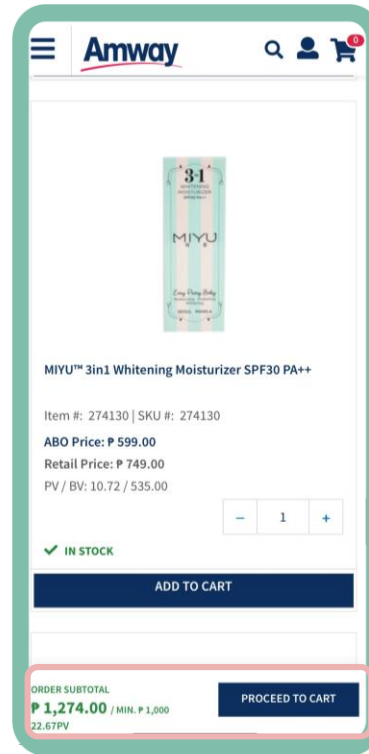
1



2



3



Register as an AE Shopper

4

Amway

PAYMENT

CREDIT/DEBIT CARDS

VISA CARD NUMBER

EXPIRATION DATE

MM / YY

SAVE CARD FOR FUTURE TRANSACTIONS

OTHERS

PAY OVER THE COUNTER

CASH ON DELIVERY

TOTAL P 1274.0

CONFIRM PAYMENT

5

Amway

Home / Registration Confirmation

REGISTRATION

YOU HAVE SUCCESSFULLY SIGNED UP!

Thank you for registering!

ABO NAME
Jameson Smith

ABO NUMBER
7010602044

Next Step
AMWAY ID is a single sign-on that lets you log in to all your Amway applications with a single username and password.

CREATE AMWAYID

PURCHASE & PAYMENT

PURCHASED
BYOK

PAYMENT METHOD
Cash On Delivery

DELIVERY ADDRESS
Makati, MAKATI CITY, Metro Manila, MAKATI CPO INC.
1200, Philippines

6

Amway

Create your Amway ID

Create Amway ID


Email Address

Mobile Number

CONTINUE

EASY STEPS TO

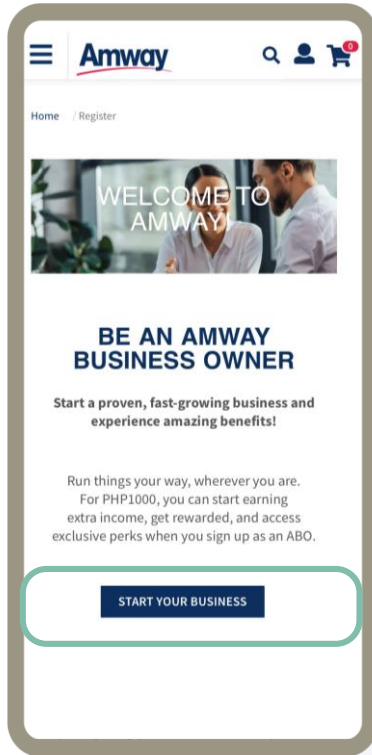
Register as an MA



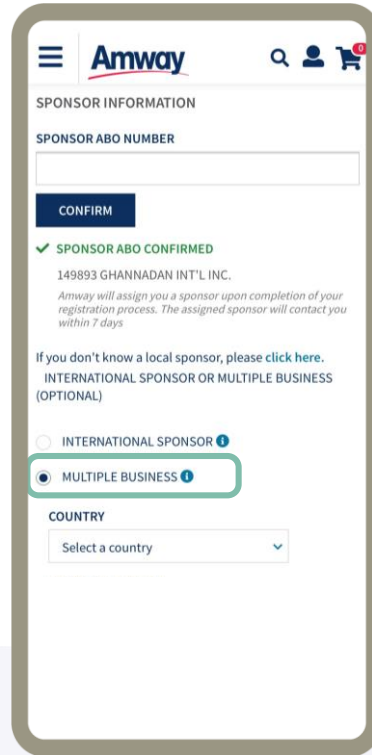
Amway

Register as a MA

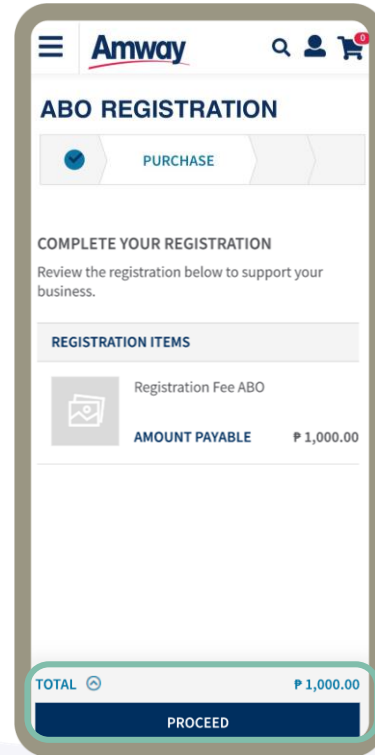
1



2



3



Register as a MA

4

The screenshot shows the Amway mobile app's payment screen. At the top, there is a navigation bar with the Amway logo, a search icon, a user profile icon, and a shopping cart icon with a red notification badge. Below the navigation bar, there are three blue checkmarks in a row, followed by the word "PAYMENT". The main content area is titled "CREDIT/DEBIT CARDS" and includes a "VISA" logo, a "CARD NUMBER" field, and an "EXPIRATION DATE" field with "MM" and "YY" sub-fields. There is a checkbox labeled "SAVE CARD FOR FUTURE TRANSACTIONS". At the bottom, there is a dark blue bar with a white "CONFIRM PAYMENT" button. Above this bar, the text "TOTAL" is followed by "P 1,000.00".

5

The screenshot shows the Amway mobile app's registration confirmation screen. At the top, there is a navigation bar with the Amway logo, a search icon, a user profile icon, and a shopping cart icon with a red notification badge. Below the navigation bar, the text "Home / Registration Confirmation" is displayed. The main content area is titled "REGISTRATION" with a "Print" icon. Below this, it says "YOU HAVE SUCCESSFULLY SIGNED UP!". There is a "Thank you for registering!" message. The "ABO NAME" is listed as "Crisha Siglos" and the "ABO NUMBER" is "7010314180". A "Next Step" section explains that AMWAY ID is a single sign-on. At the bottom, there is a dark blue button labeled "CREATE AMWAYID".


6

The screenshot shows the Amway mobile app's "Create your Amway ID" screen. At the top, there is a navigation bar with the Amway logo, a search icon, a user profile icon, and a shopping cart icon with a red notification badge. Below the navigation bar, the text "Create your Amway ID" is displayed. There are two radio button options: "Email Address" and "Mobile Number". At the bottom, there is a dark blue button labeled "CONTINUE".

EASY STEPS TO

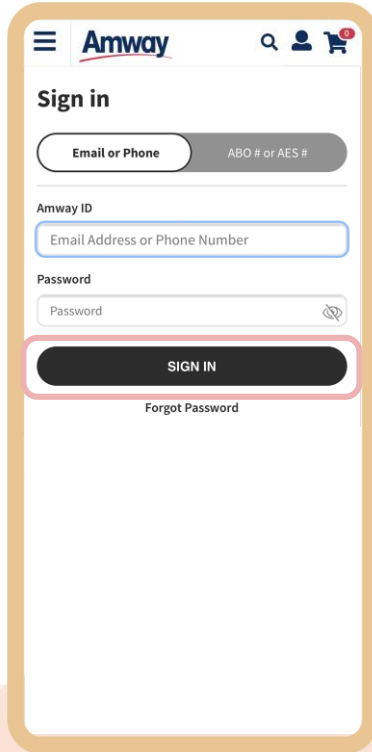
First Time Login

Amway



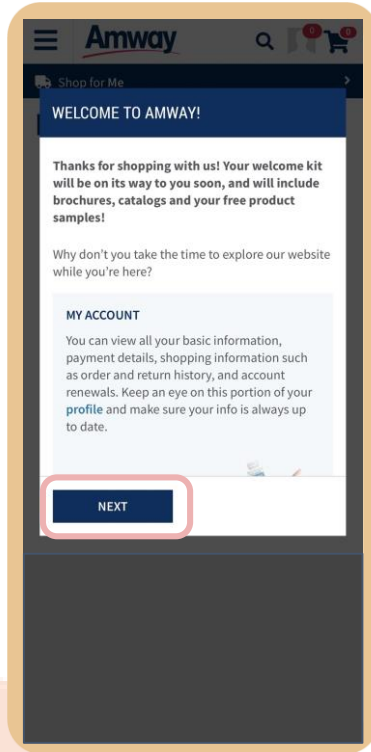
Login The First Time

1



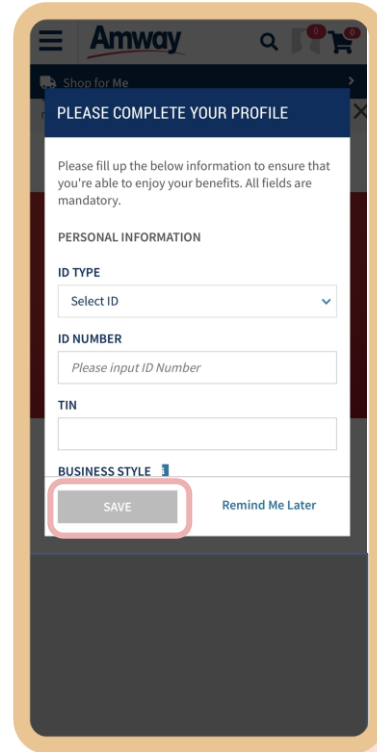
The first screen of the Amway mobile app login process. It features the Amway logo at the top left, a search icon, a user profile icon, and a shopping cart icon with a red notification badge. Below the header, the text "Sign in" is displayed. There are two input fields: "Email or Phone" and "ABO # or AES #". Underneath, the "Amway ID" section contains an "Email Address or Phone Number" field and a "Password" field with a toggle for visibility. A prominent "SIGN IN" button is highlighted with a red border, and a "Forgot Password" link is located below it.

2



The second screen is a welcome message. At the top, it says "WELCOME TO AMWAY!". Below this, a message states: "Thanks for shopping with us! Your welcome kit will be on its way to you soon, and will include brochures, catalogs and your free product samples!". A sub-header "MY ACCOUNT" is followed by a paragraph: "You can view all your basic information, payment details, shopping information such as order and return history, and account renewals. Keep an eye on this portion of your profile and make sure your info is always up to date." A "NEXT" button is highlighted with a red border at the bottom of the content area.

3



The third screen is titled "PLEASE COMPLETE YOUR PROFILE". It includes a message: "Please fill up the below information to ensure that you're able to enjoy your benefits. All fields are mandatory." The "PERSONAL INFORMATION" section contains an "ID TYPE" dropdown menu (set to "Select ID"), an "ID NUMBER" field with a placeholder "Please input ID Number", and a "TIN" field. At the bottom, the "BUSINESS STYLE" section has a "SAVE" button highlighted with a red border and a "Remind Me Later" link.

EASY STEPS TO

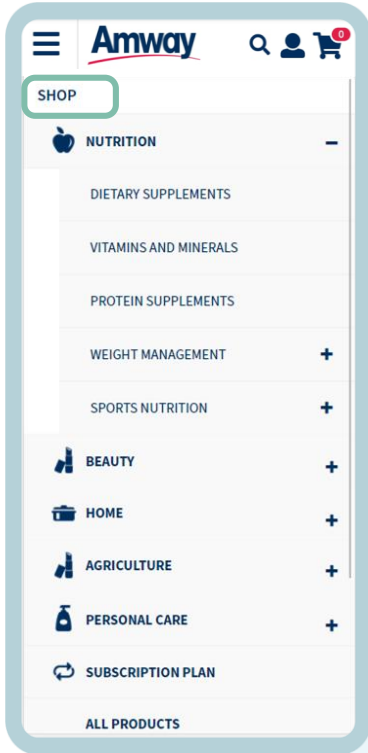
Seamlessly Checkout

Amway

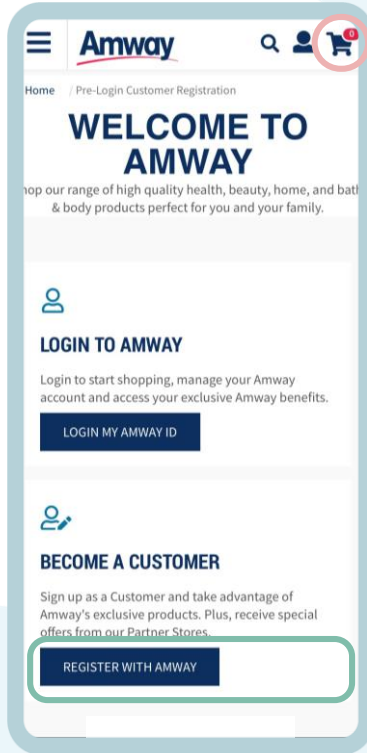


Seamless Checkout

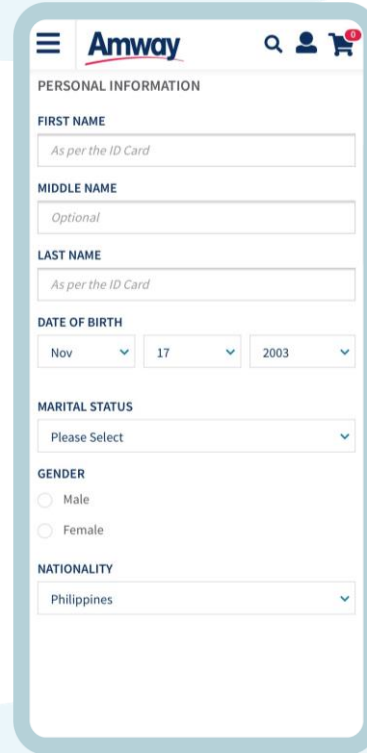
1



2

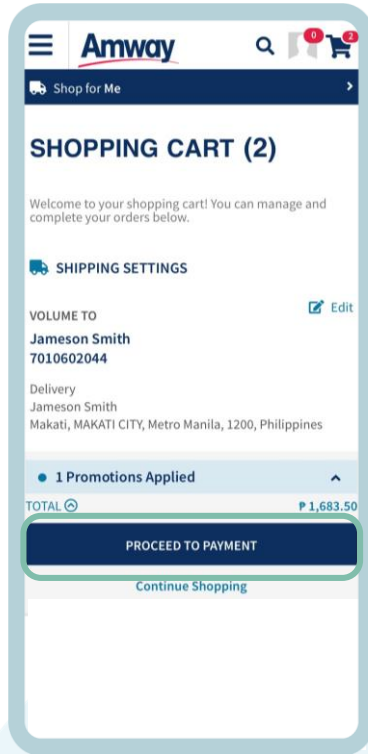


3

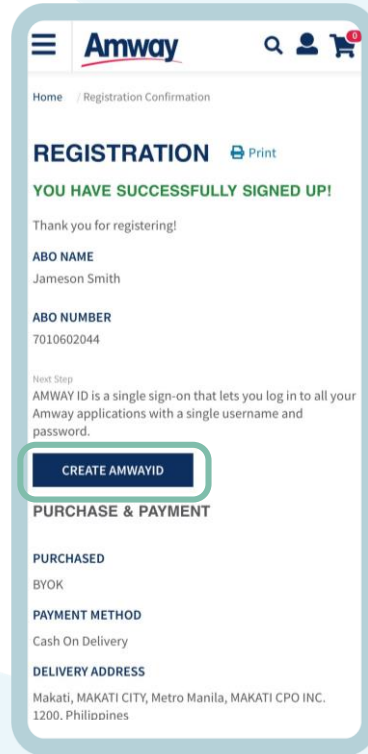


Seamless Checkout

4

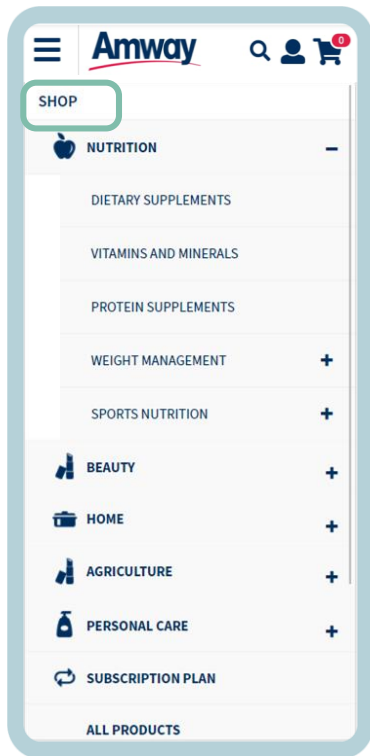


5

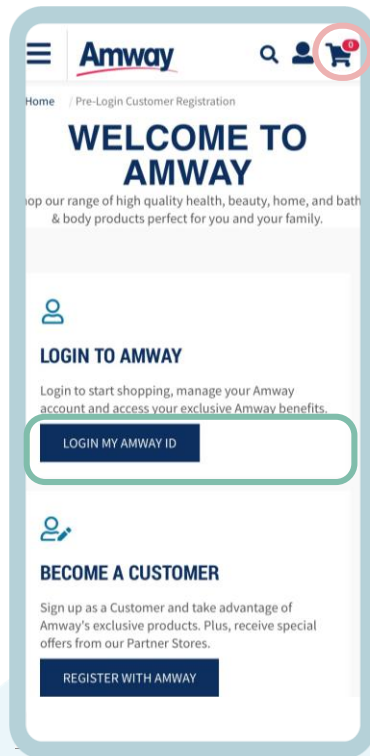


Seamless Checkout (Non-Logged In ABO/AES)

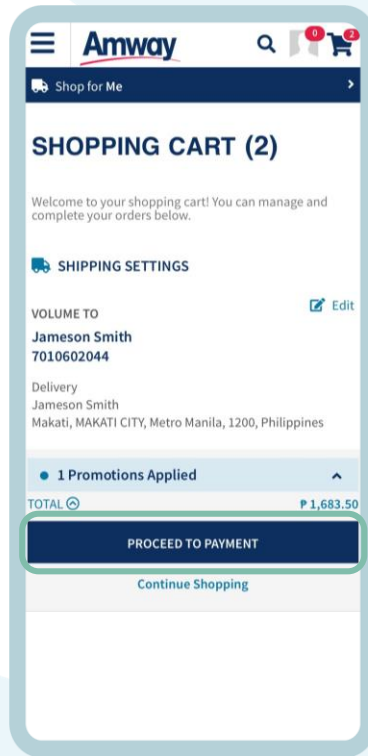
1



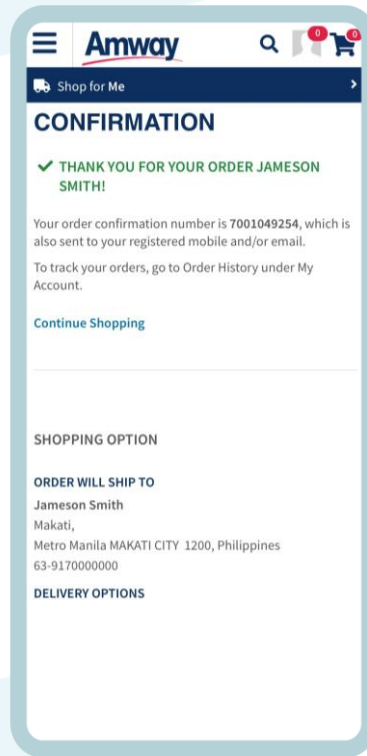
2



3



4



EASY STEPS TO

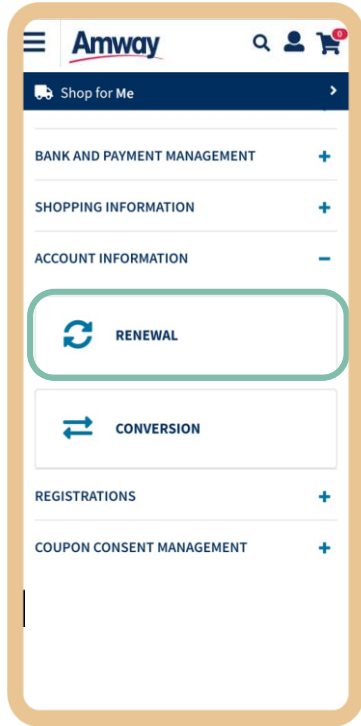
Renew Membership

Amway

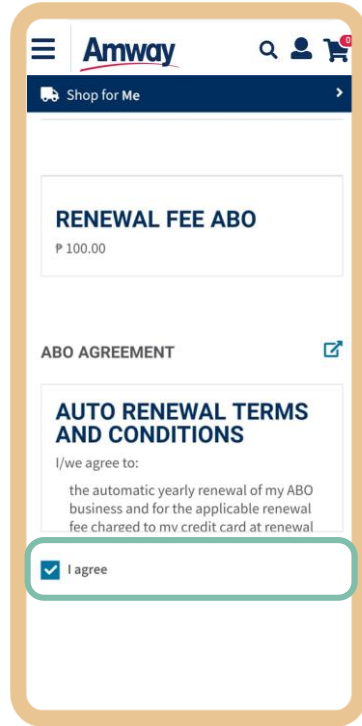


Renew Membership

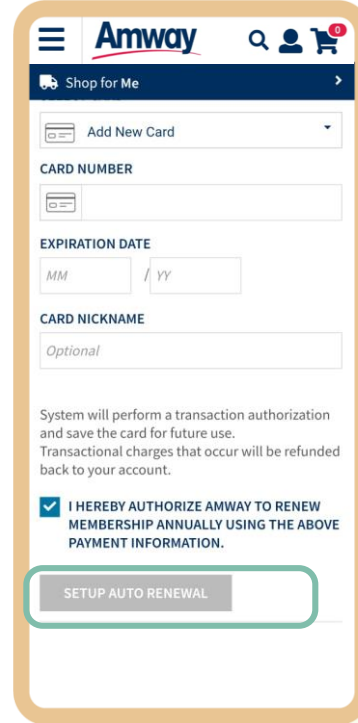
1



2



3



EASY STEPS TO

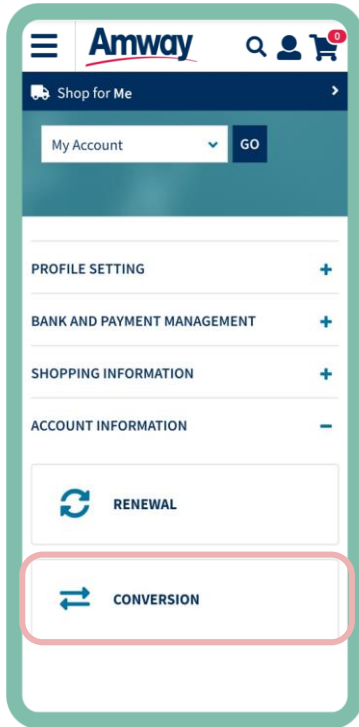
Convert to ABO



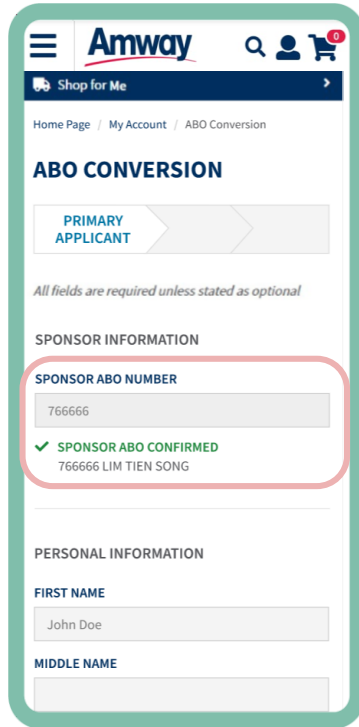
Amway

Convert to ABO

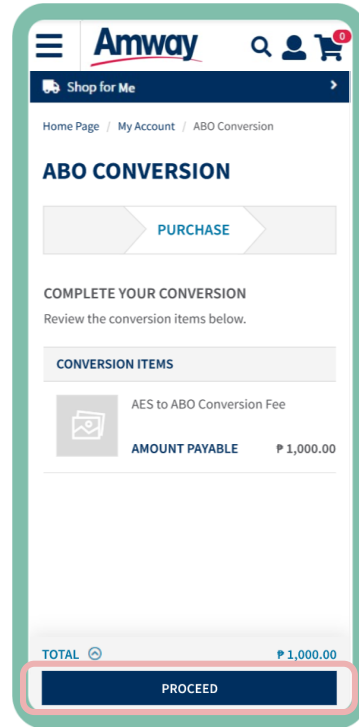
1



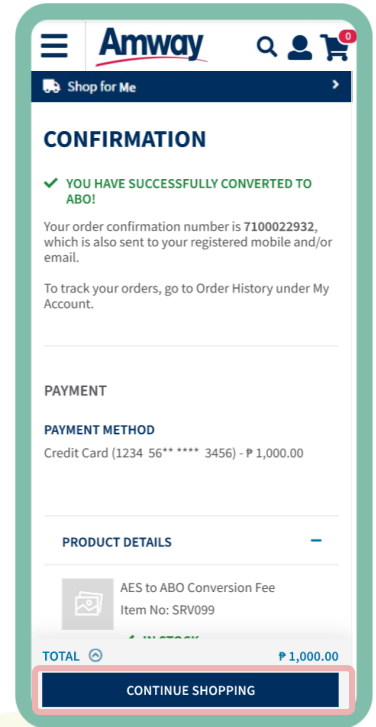
2



3



4



EASY STEPS TO

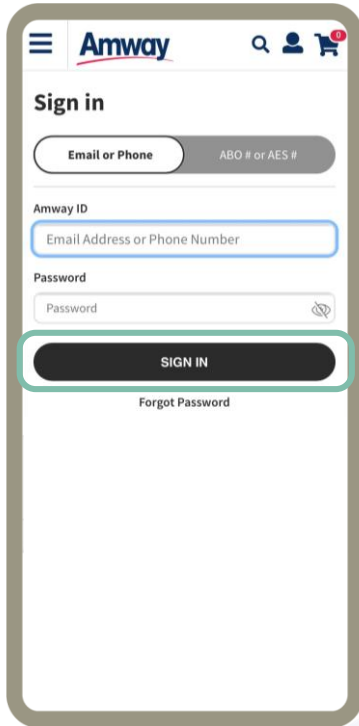
Convert to AES

Amway



Convert to AES

1



Amway

Sign in

Email or Phone ABO # or AES #

Amway ID

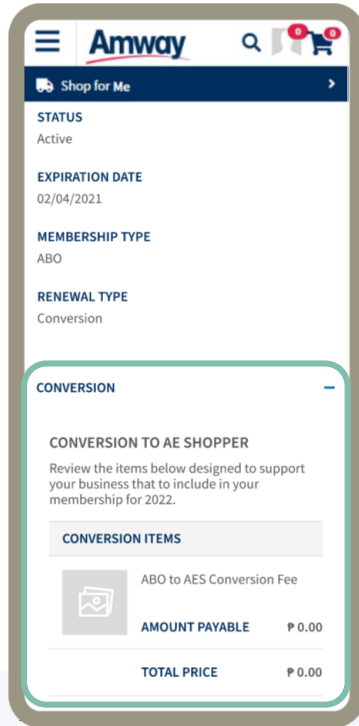
Email Address or Phone Number

Password

Sign IN

Forgot Password

2



Amway

Shop for Me

STATUS
Active

EXPIRATION DATE
02/04/2021


MEMBERSHIP TYPE
ABO

RENEWAL TYPE
Conversion

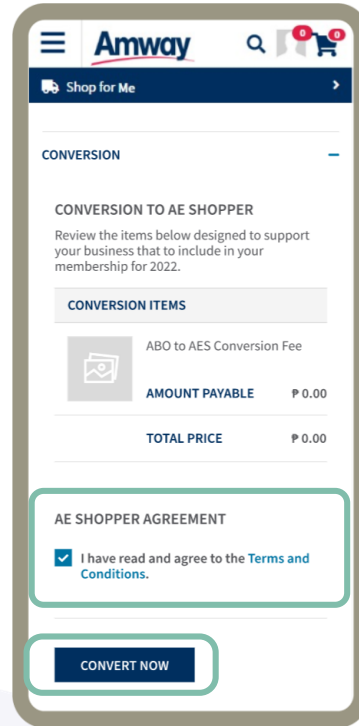
CONVERSION

CONVERSION TO AE SHOPPER

Review the items below designed to support your business that to include in your membership for 2022.

CONVERSION ITEMS	
 ABO to AES Conversion Fee	
AMOUNT PAYABLE	₱ 0.00
TOTAL PRICE	₱ 0.00

3




Amway

Shop for Me

CONVERSION

CONVERSION TO AE SHOPPER

Review the items below designed to support your business that to include in your membership for 2022.

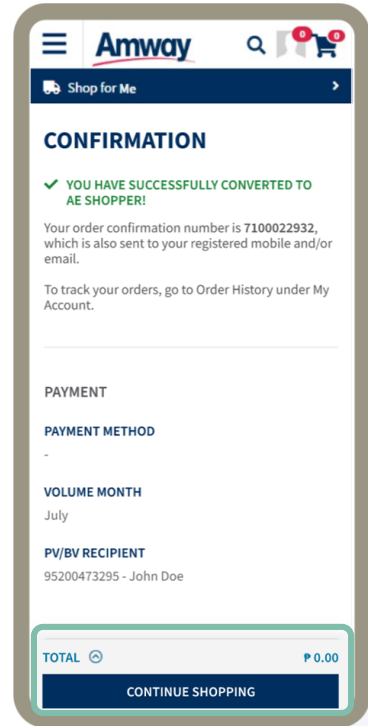
CONVERSION ITEMS	
 ABO to AES Conversion Fee	
AMOUNT PAYABLE	₱ 0.00
TOTAL PRICE	₱ 0.00

AE SHOPPER AGREEMENT

I have read and agree to the [Terms and Conditions](#).

CONVERT NOW

4



Amway

Shop for Me

CONFIRMATION

✓ YOU HAVE SUCCESSFULLY CONVERTED TO AE SHOPPER!

Your order confirmation number is 7100022932, which is also sent to your registered mobile and/or email.

To track your orders, go to Order History under My Account.

PAYMENT

PAYMENT METHOD
-

VOLUME MONTH
July

PV/BV RECIPIENT
95200473295 - John Doe

TOTAL ₱ 0.00

CONTINUE SHOPPING

EASY STEPS TO

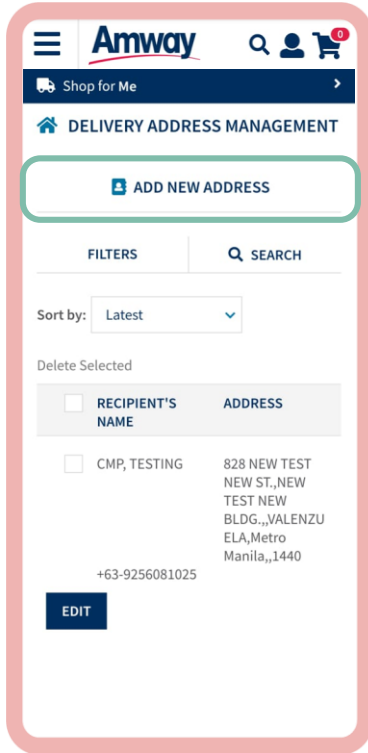
Manage My Account

Amway

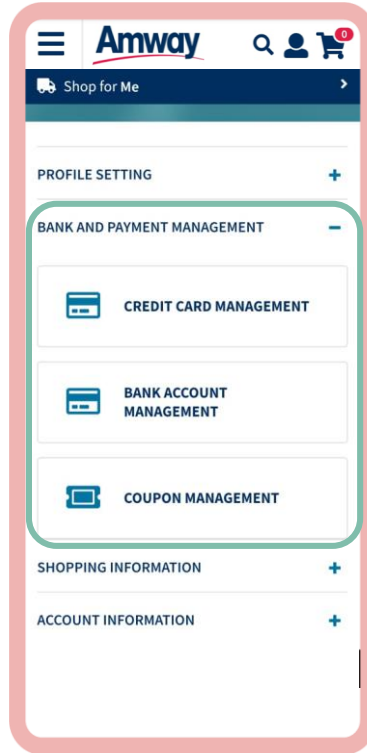


Manage My Account

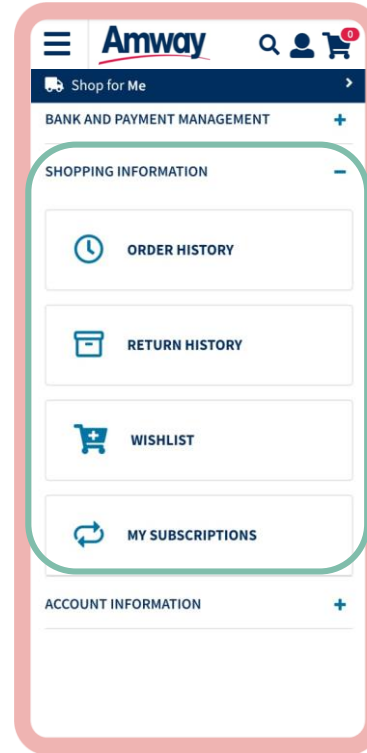
1



2

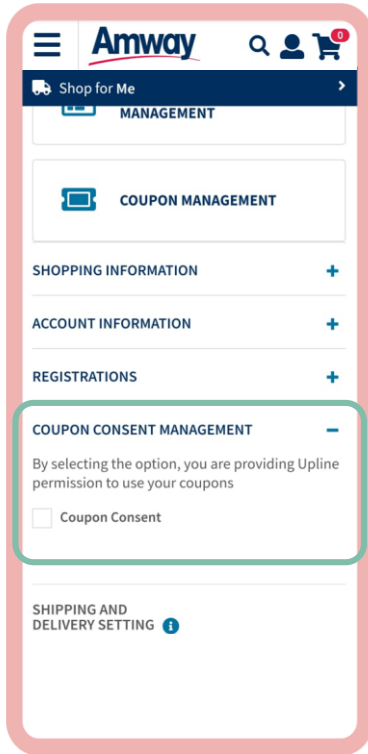


3

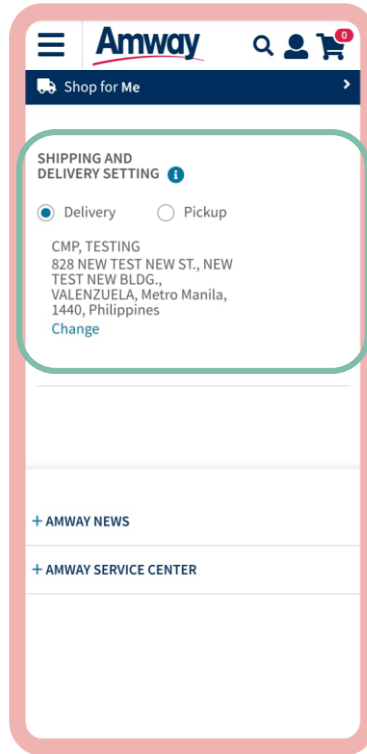


Manage My Account

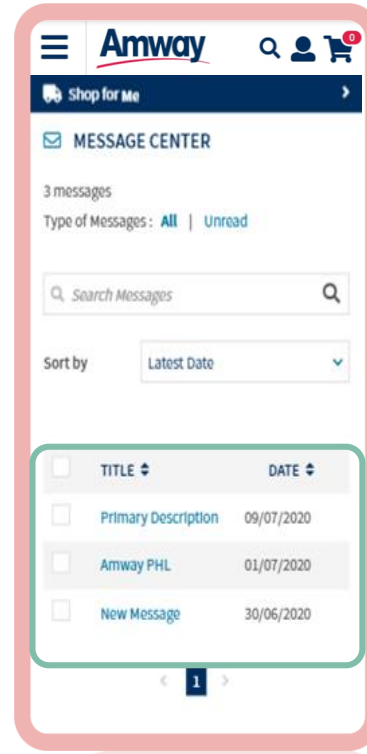
4



5



6



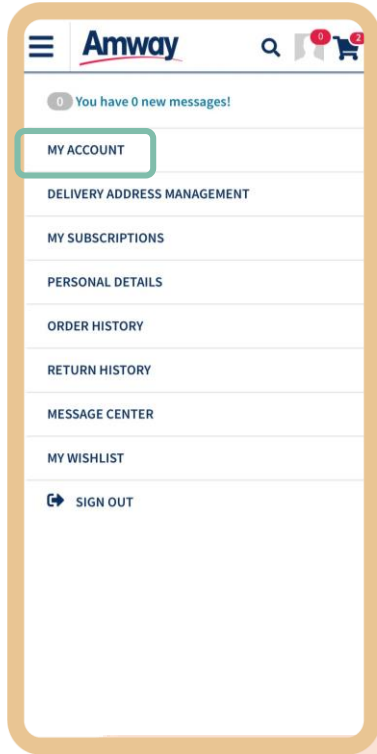
EASY STEPS TO

Update Contact Details

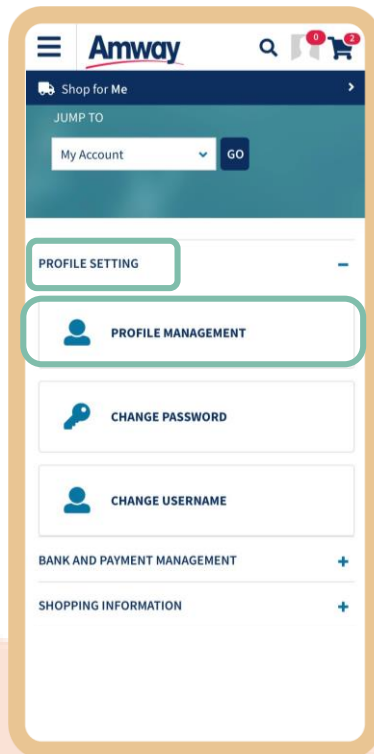


Update Contact Details in My Account

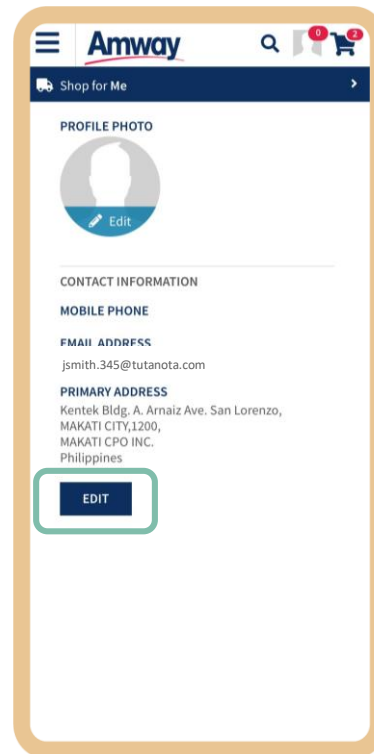
1



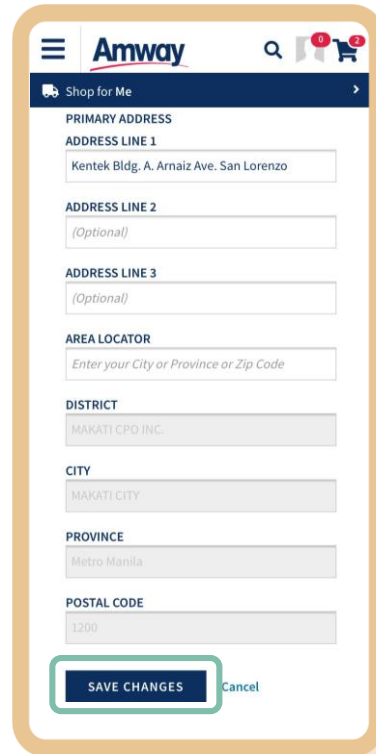
2



3



4



EASY STEPS TO

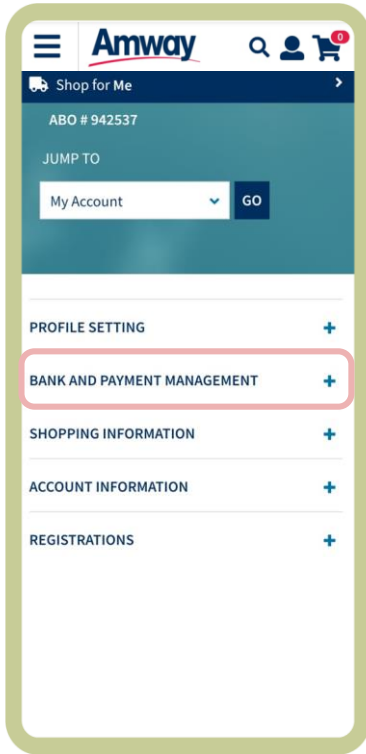
Payment Management for Credit Card

Amway

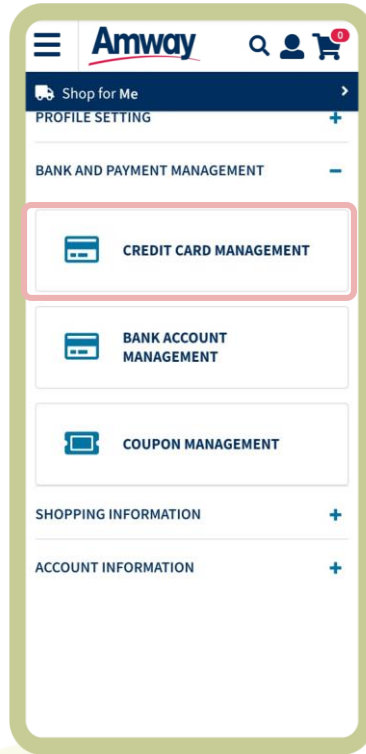


Credit Card Management

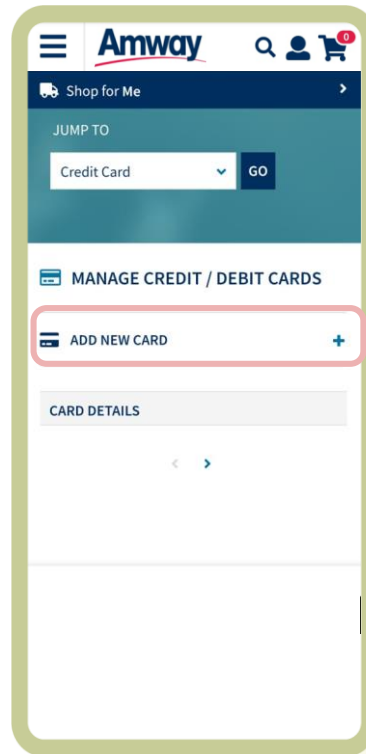
1



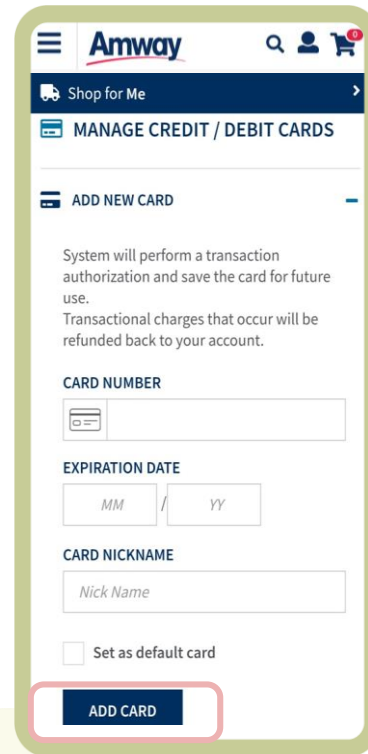
2



3



4



EASY STEPS TO

Payment Management for Bank Account

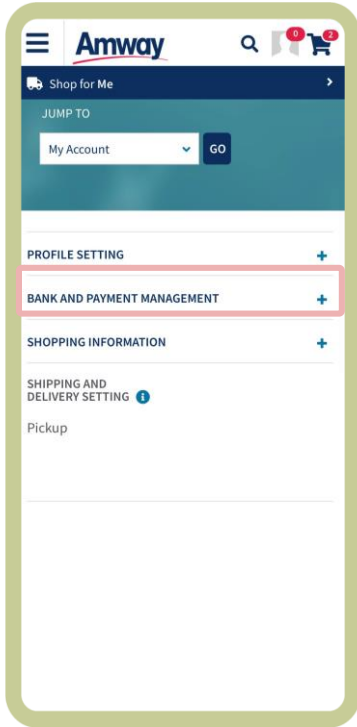
Amway



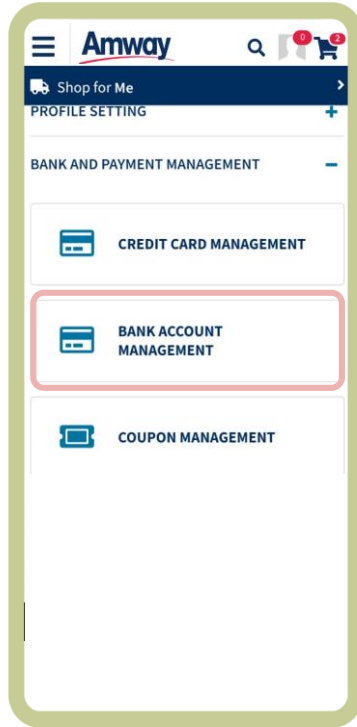
Bank Account Management

*Refer to slide 33 for list of banks.

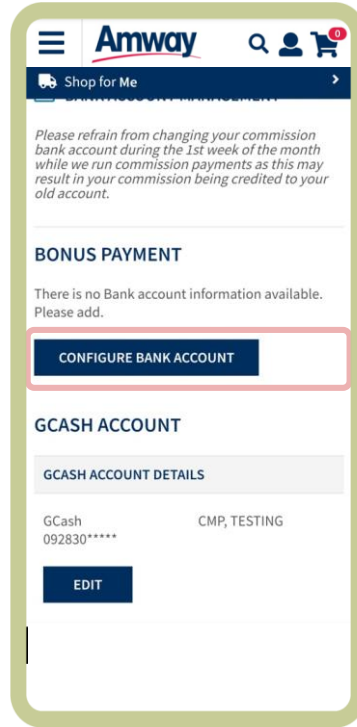
1



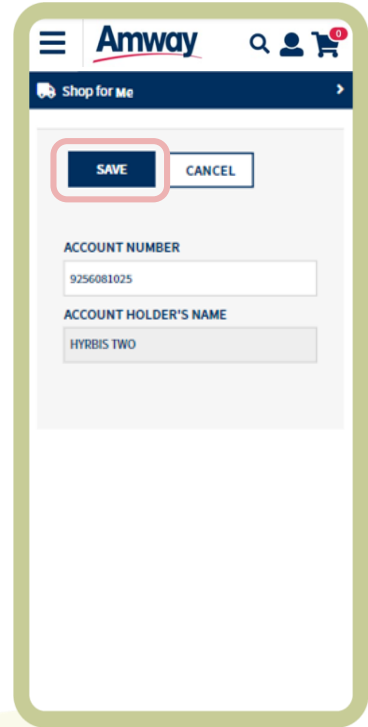
2



3



4



List of Banks Available on Our Website

Asia United Bank	BPI	Deutsche Bank	BDO
Bank of Tokyo	DBP	Bangkok Bank	LTD. Manila
PBCOM	Bank of America	China Banking Corporation	Eastwest Bank
Bank of China	Citibank NA	Equicom Savings Bank	Bank of Commerce
CTBC Bank (Philippines)	First Consolidated Bank	HSBC	PNB
Security Bank	Land Bank of the Philippines	Philippine Trust Company	Sterling Bank of Asia
Maybank Philippines	Philippines Veterans Bank	Standard Chartered Bank	Metrobank
Philippine Business Bank	Union Bank	Mizuho Corporate Bank	Philippine Savings Bank
UCPB	Philippine Bank of Communications	RCBC	Robinsons Bank
United Overseas Bank			

EASY STEPS TO

Send Link Invite (ABO)

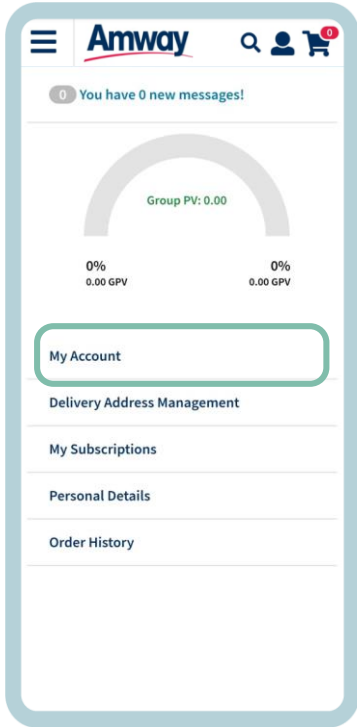
Amway



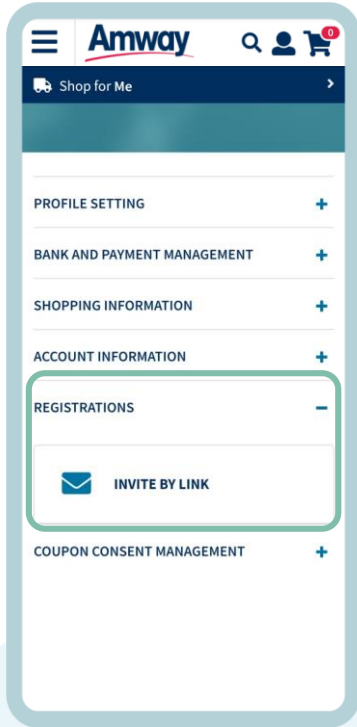
Send Link Invite (ABO)

IMPORTANT:
ABOs must comply with Digital Communications Standard and Social Selling Workshop.

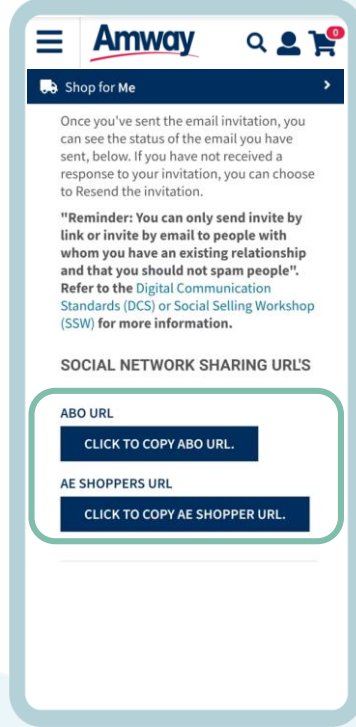
1



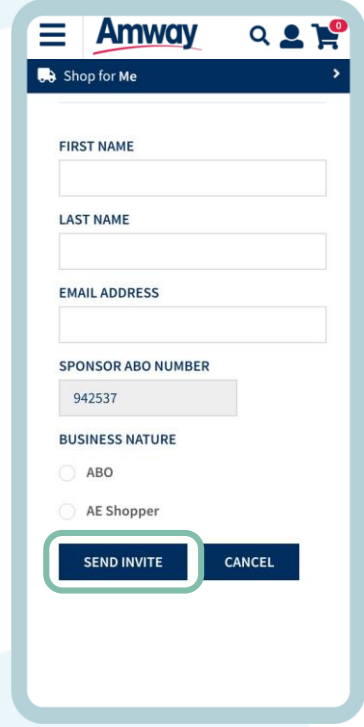
2



3



4



EASY STEPS TO

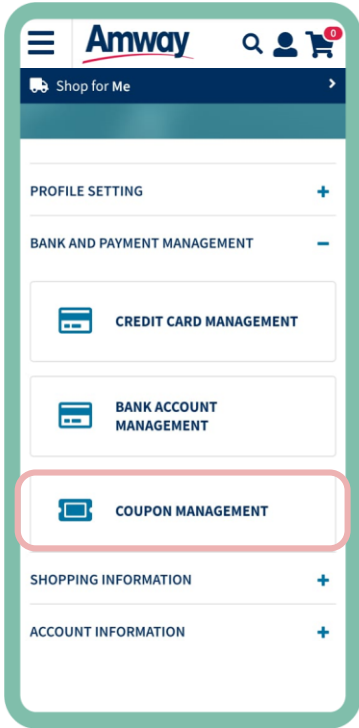
Claim Coupons



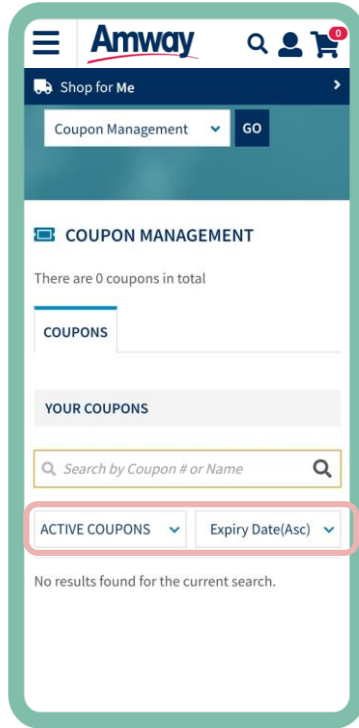
Amway

Claim Coupons

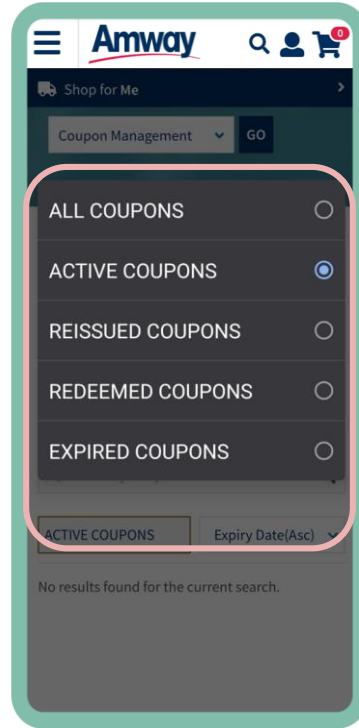
1



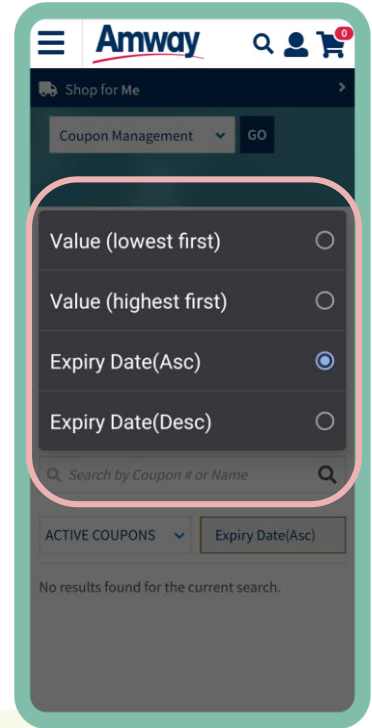
2



3



4



Thank You

Amway